

niftylift



niftylift.com



nifty TM34



40ft 6in
(A)



34ft
(B)



16ft 6in
(C)



kg/lb 2630lbs



kg/lb 500lbs



4%
2.1°



3ft 7in x 2ft 2in



6ft 3in



1.5m
4ft 11in



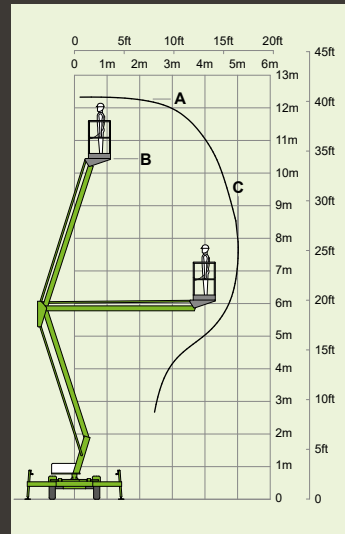
8ft 10in



18ft 10in



Bi-Energy
D P + -





nifty *TM34T*



40ft
(A)



33ft 6in
(B)



20ft
(C)



3110lbs



440lbs



11%
6°



3ft 7in x 2ft 2in



6ft 3in



4ft 11in



11ft 8in



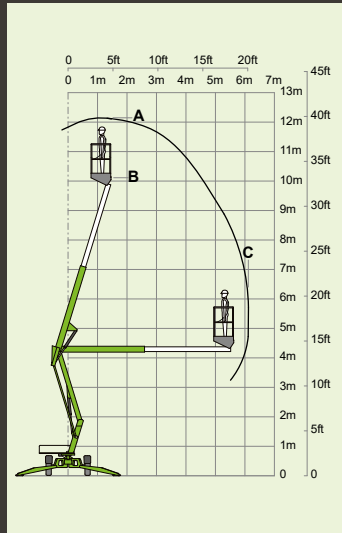
14ft 9in



Option



Bi-Energy



nifty TM42T



48ft 6in
(A)



42ft
(B)



25ft
(C)



kg/lb 3990lbs



kg/lb 500lbs



23%
13°



4ft 7in x 2ft 4in



6ft 7in



5ft 3in



12ft 6in



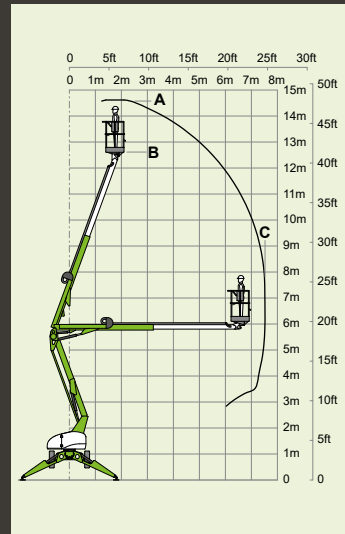
18ft 3in



Option



Bi-Energy





nifty **TM50**



56ft
(A)



49ft 6in
(B)



28ft 6in
(C)



4890lbs



440lbs



14%
8°



3ft 7in x 2ft 2in



7ft



5ft 5in



14ft 5in



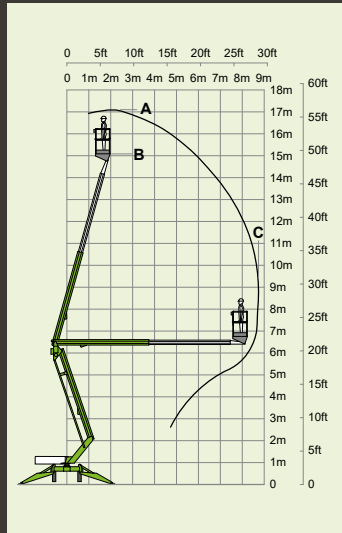
20ft 4in



Option



Bi-Energy





nifty TM64



69ft
(A)



62ft 6in
(B)



39ft 6in
(C)



7610lbs



500lbs



14%
8°



100°



4ft 7in x 2ft 4in



7ft 5in



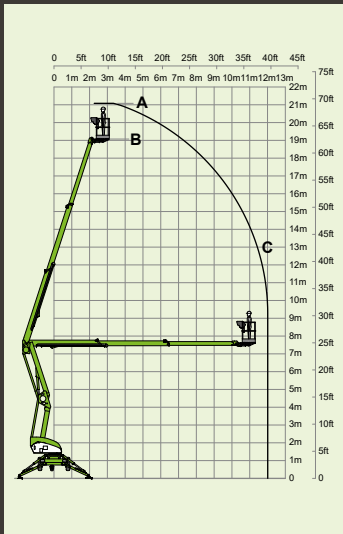
5ft 11in



14ft 1in



22ft 10in





nifty SP34LE



39ft 6in
(A)



33ft
(B)



21ft
(C)



5640lbs



440lbs



3ft 11in x 2ft 9in



6ft 6in



5ft 11in



13ft



3.7mph



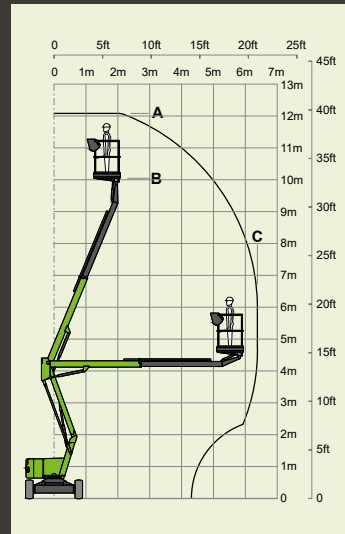
11ft 11in



25%
14°



All-Electric





nifty SP34NE



39ft 6in
(A)



33ft
(B)



21ft
(C)



kg/lb 7210lbs



kg/lb 440lbs



3ft 11in x 2ft 9in



6ft 6in



4ft 11in



13ft



3.7mph



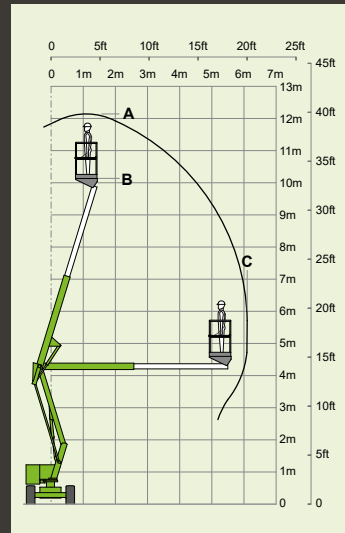
11ft 6in



25%
14°



All-Electric





nifty SP34 4x4



40ft
(A)



33ft 6in
(B)



20ft
(C)



8020lbs



500lbs



3ft 7in x 2ft 2in



6ft 5in



5ft 3in



13ft 5in



2.2mph



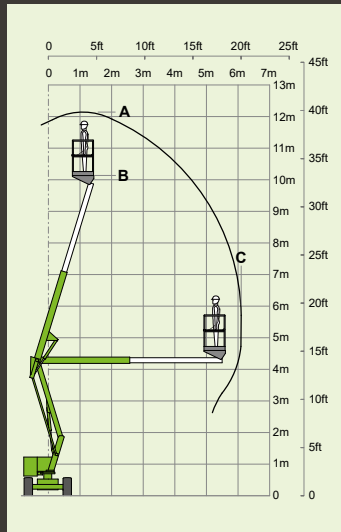
14ft 1in



30%
17°



Bi-Energy





Niftylink

nifty SP45N



51ft
(A)



44ft
(B)



32ft
(C)



15980lbs



500lbs



150°



180°



4ft 11in x 2ft 8in



6ft 6in



4ft 11in



16ft 2in



21ft



2.2mph



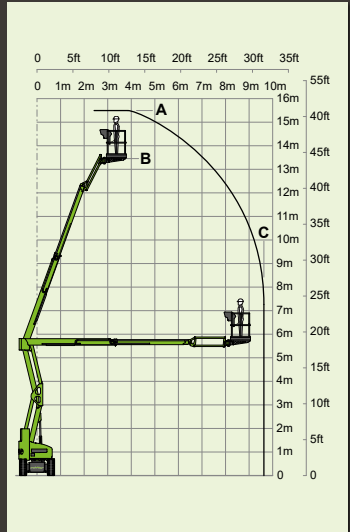
11ft 6in



25%
14°



All-Electric
Hybrid²





nifty SP45E



51ft 6in
(A)



45ft
(B)



31ft
(C)



10320lbs



500lbs



150°



180°



5ft 11in x 2ft 9in



6ft 11in



6ft 7in



15ft 9in



20ft 10in



3.7mph



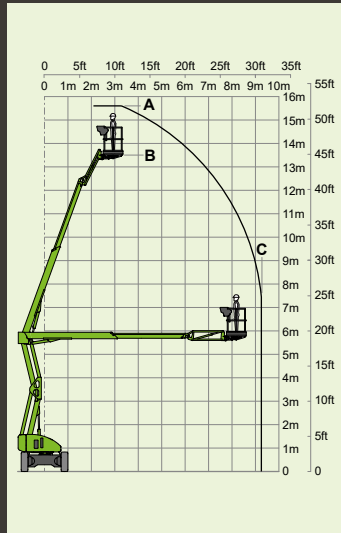
12ft 2in



35%
19°



All-Electric





nifty SP45 4x4



51ft 6in
(A)



45ft
(B)



31ft
(C)



10010lbs*/10800lbs



500lbs



150°



180°



5ft 11in x 2ft 9in



6ft 11in



6ft 7in



15ft 9in



20ft 10in



3.7mph



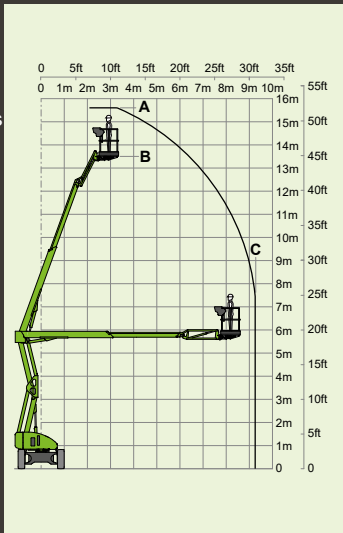
12ft 2in



45%
24°



 **Hybrid²**





nifty SP50N



56ft
(A)



49ft 6in
(B)



32ft
(C)



17220lbs



500lbs



150°



180°



4ft 11in x 2ft 8in



6ft 6in



4ft 11in



16ft 2in



21ft



2.2mph



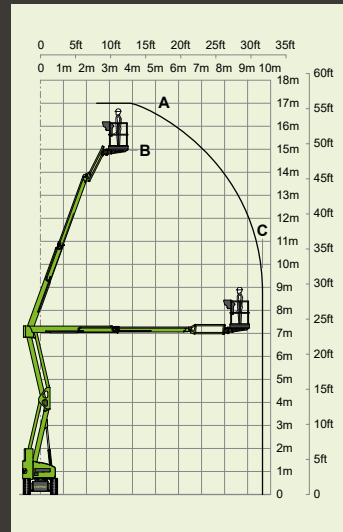
11ft 6in



25%
14°



All-Electric
Hybrid²





nifty SP50E



56ft 6in
(A)



50ft
(B)



31ft
(C)



10960lbs



500lbs



150°



180°



5ft 11in x 2ft 9in



6ft 11in



6ft 7in



15ft 9in



20ft 10in



3.7mph



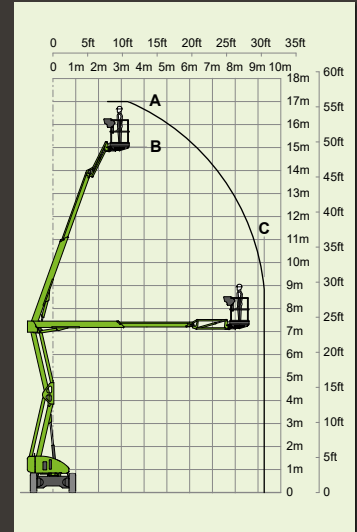
12ft 2in



35%
19°



















All-Electric





Niftylink

nifty SP50 4x4

| | | | |
|--|--|--|---|
|  56ft 6in (A) |  50ft (B) |  31ft (C) |  11290lbs |
|  500lbs |  150° |  180° |  5ft 11in x 2ft 9in |
|  6ft 11in |  6ft 7in |  15ft 9in |  20ft 10in |
|  3.7mph |  12ft 2in |  45% 24° |  Hybrid ² |






Niftylink®

nifty SP64E



68ft 6in
(A)



62ft
(B)



42ft 8in
(C)



kg/lb 14730lbs



550lbs



150°



160°



5ft 11in x 2ft 8in



7ft 2in



7ft 5in



17ft 11in



22ft



3.7mph



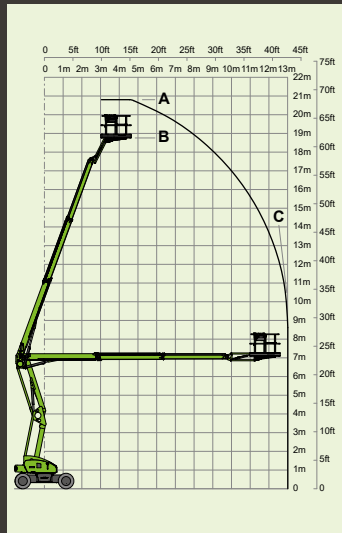
12ft 9in



25%
14°



All-Electric





nifty SP64 4x4



68ft 6in
(A)



62ft
(B)



42ft 8in
(C)



14790lbs



550lbs



150°



160°



5ft 11in x 2ft 8in



7ft 2in



7ft 5in



17ft 11in



22ft



3.7mph



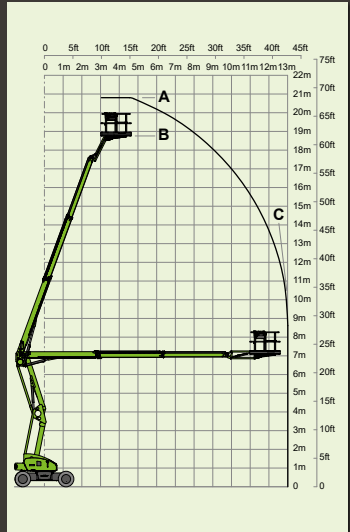
12ft 9in



45%
24°



Hybrid²





nifty SP85 4x4



92ft
(A)



85ft 6in
(B)



62ft
(C)



kg/lb 32080lbs



kg/lb 620lbs



150°



180°



7ft 10in x 2ft 11in



8ft 10in



8ft 2in



23ft 11in



30ft 5in



3mph



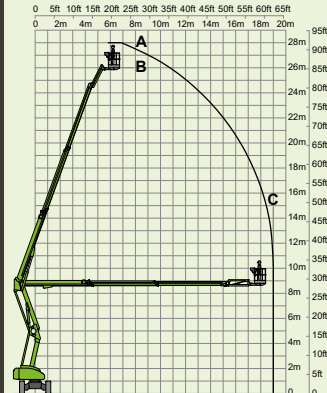
19ft 4in



40%
22°



Hybrid²





nifty SD50 4x4



56ft
(A)



49ft 6in
(B)



28ft 6in
(C)



5950lbs



500lbs



9%
5°



Option



3ft 7in x 2ft 2in



7ft 3in



5ft 3in



14ft 5in



18ft 4in



5.2mph



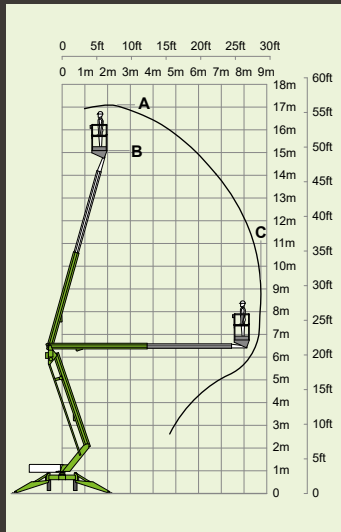
19ft 6in



30%
17°



Bi-Energy





nifty SD64 4x4x4



70ft
(A)



63ft 6in
(B)



42ft
(C)



9170lbs



500lbs



150°



100°



5ft 11in x 2ft 9in



7ft 5in



6ft 9in



13ft 9in



20ft 2in



5.6mph



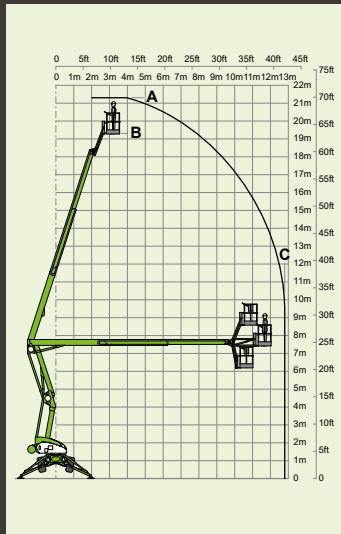
11ft 6in



45%
24°



18%
10°





nifty TD34TN



40ft
(A)



33ft 6in
(B)



20ft
(C)



3990lbs



500lbs



13%
7.2°



3ft 7in x 2ft 2in



6ft 3in



2ft 7in



3ft 9in



9ft 10in



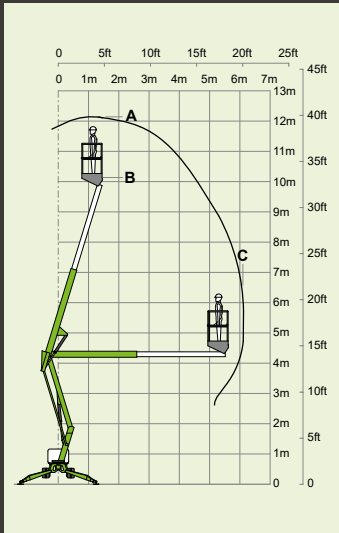
13ft



1mph



60%
31°





nifty TD34T



40ft
(A)



33ft 6in
(B)



20ft
(C)



4080lbs



500lbs



13%
7.6°



3ft 7in x 2ft 2in



6ft 3in



3ft 7in



11ft 8in



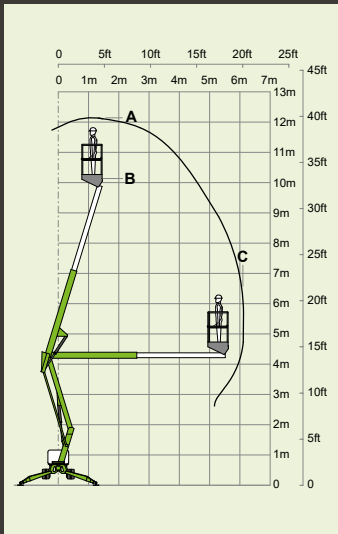
13ft



1mph



60%
31°





nifty TD42T



48ft 6in
(A)



42ft
(B)



25ft
(C)



kg/lb 4390lbs



500lbs



21%
12°



4ft 7in x 2ft 4in



6ft 7in



4ft 7in



12ft 6in



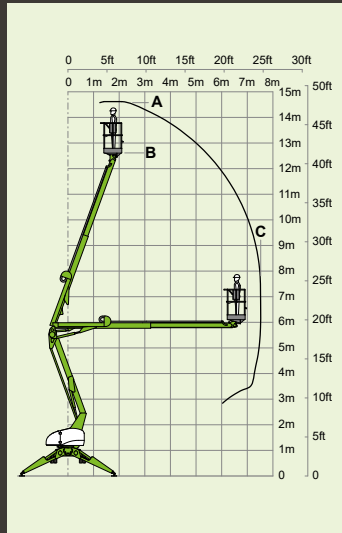
15ft 5in



1.3mph



45%
24°



All-**Electric** 



Gen² **Hybrid** 

Bi-**Energy** 

Niftylink[®]

Tier4^F
 **StageV** 



1.



2.



1. [lb_f]

2. [lb/in² (psi)]

TM34

1836

65

TM34T

2130

42

TM42T

2694

55

TM50

3198

38

TM64

4866

46

1. [lb_f]

2. [lb/in² (psi)]

SD50

3870

50

SD64

5802

67

TD34TN

2694

54

TD34T

2748

55

TD42T

2934

60

1.



2.



| | SP34LE | SP34NE | SP34 4x4 | SP45N | SP45E | SP45 4x4 Diesel | SP45 4x4 Hybrid |
|---------------------------------|--------|--------|----------|-------|-------|-----------------|-----------------|
| 1. [lb _f] | 3648 | 4590 | 5112 | 9888 | 6492 | 6306 | 6780 |
| 2. [lb/in ² (psi)] | 60 | 67 | 65 | 188 | 113 | 110 | 118 |


| | SP50N | SP50E | SP50 4x4 | SP64E | SP64 4x4 | SP85 4x4 |
|---------------------------------|-------|-------|----------|-------|----------|----------|
| 1. [lb _f] | 10620 | 6876 | 7074 | 9168 | 9204 | 19620 |
| 2. [lb/in ² (psi)] | 202 | 120 | 123 | 160 | 160 | 186 |

niftylift



Niftylift Inc

1438 S. Buncombe Road,
Greer, SC 29651 USA

 1-800-643-8954

 usasales@niftylift.com

 www.niftylift.com



THE QUEEN'S AWARDS
FOR ENTERPRISE
INTERNATIONAL TRADE
2019



THE QUEEN'S AWARDS
FOR ENTERPRISE:
INNOVATION
2019



All specifications are as guideline only and were correct at time of printing. Those shown in white indicate a standard feature, grey indicates an option. Niftylift reserves the right to change any specification without notice. Weights stated are minimums and vary according to options, please confirm before ordering.

niftylift.com

IS-37